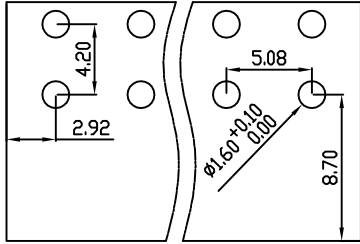
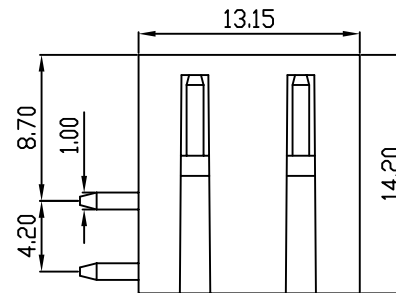
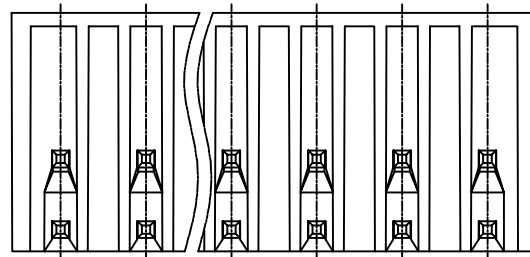
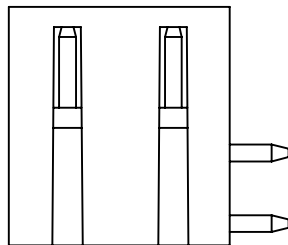
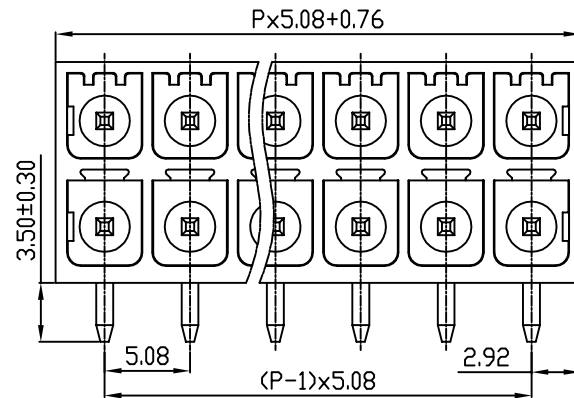


linear dimension(Tolerances Standard GB/T 14486-2008)								—	\square	\perp
variable range	to	over 6	over 10	over 30	over 60	over 100	over 160	to	over 10	over 100
	6	to 10	to 30	to 60	to 100	to 160	to	to 10	to 100	to
tolerance	± 0.20	± 0.30	± 0.50	± 0.70	± 1.00	± 1.30	± 1.60	0.10	0.30	0.60



PCB Layout



REVISION RECORD				
REV.	DESCRIPTION	ECN No.	APPROVED	DATE
A	新发行		CLF	23.09.21

UL/CUL 技术参数		UL/CUL Technical Data		
等级	Use Group	B	C	D
额定电压	Rated Voltage [V]	300	-	300
额定电流	Rated Current [A]	10	-	10
接线范围	Wire Range	-		
单/多芯线	Solid/Stranded [AWG]	-		
耐电压	Withstanding Voltage	1300V/1Min		
IEC 技术参数		IEC Technical Data		
过电压类别	Overtoltage Category	III	III	II
污染等级	Contamination Class	3	2	2
额定电压	Rated Voltage [V]	250	400	630
额定电流	Rated Current [A]	8	8	8
额定冲击电压	Impulse withstand voltagea [KV]	4.0	4.0	4.0
导线截面积	Conductor cross section	-		
硬质/柔性导线	Solid/flexible [mm ²]	-		
材料		Material		
绝缘材料	Insulation Material	PA46		
阻燃等级	Imflamability	UL94V-0		
导体材料	Contactive Material	铜合金 Copper alloy		
导体表面镀层	Contactive Coating	镀锡 Tin Plated		
一般参数		Other Data		
间距	Pitch [mm]	5.08		
极数	Poles [P]	2x(02-24)		
剥线长度	Stripping Length [mm]	-		
螺丝	Screw/扭矩 Torque(Max) [N.m]	-		
工作温度	Operating temperatur [°C]	-40~+120		
引针尺寸	Pin Dimensions [mm]	3.50		
PCB板孔径	PCB Hole Diameter [mm]	1.60		

DES.	SJD	DATE	23.09.21
CHK.	BY	DATE	23.09.21
APP.	CLF	DATE	23.09.21

单位/UNITS	mm	尺寸/SIZE	A4	比例/SCALE	1:1	第三视角/THIRD ANGLE PROJECTION	版本/REV	A
						名称/TITLE	KF2EDGSR-5.08	
						慈溪市科发电子有限公司 CIXI KEFA ELECTRONIC CO., LTD		