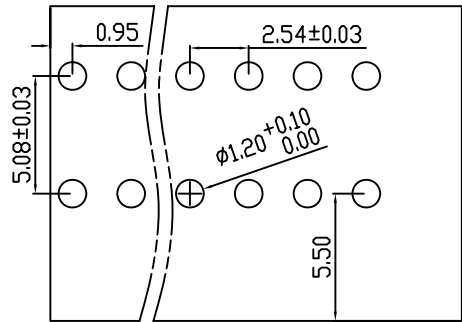
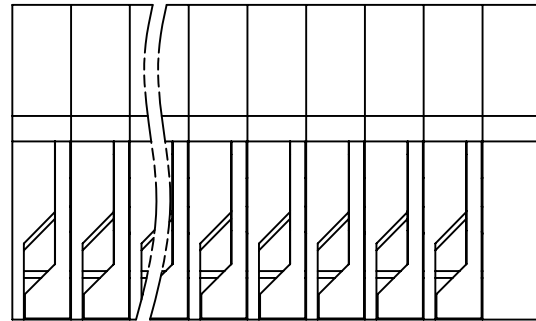


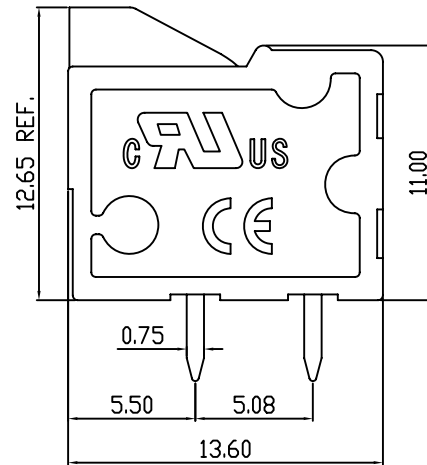
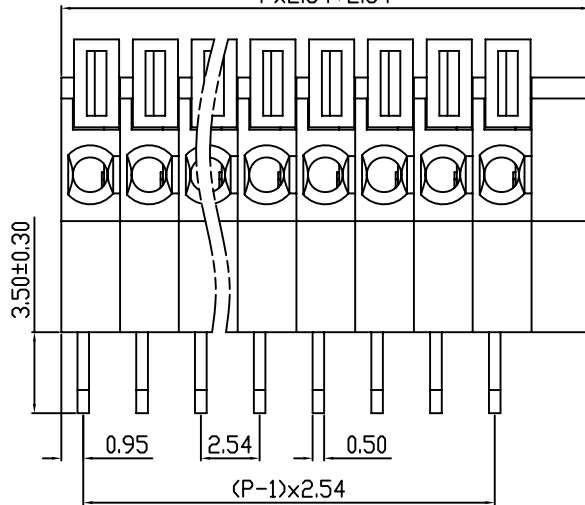

linear dimension(Tolerances Standard GB/T 14486-2008)								—		
variable range	to 6	over 6 to 10	over 10 to 30	over 30 to 60	over 60 to 100	over 100 to 160	over 160 to	to 10	over 10 to 100	over 100 to
tolerance	±0.20	±0.30	±0.50	±0.70	±1.00	±1.30	±1.60	0.10	0.30	0.60



PCB Layout



Px2.54+2.54



REVISION RECORD				
REV.	DESCRIPTION	ECN No.	APPROVED	DATE
A	新发行		CLF	21.09.18

UL/CUL 技术参数			
UL/CUL Technical Data			
等级 Use Group	B	C	D
额定电压 Rated Voltage [V]	150	-	-
额定电流 Rated Current [A]	2	-	-
接线范围 Wire Range	26-20		
单/多芯线 Solid/Stranded [AWG]	26-20		
耐电压 Withstanding Voltage	1300V/1Min		
IEC 技术参数			
IEC Technical Data			
过电压类别 Overvoltage Category	III	III	II
污染等级 Contamination Class	3	2	2
额定电压 Rated Voltage [V]	63	160	320
额定电流 Rated Current [A]	2	2	2
额定冲击电压 Impulse withstand voltagea [KV]	2.5	2.5	2.5
导线截面积 Conductor cross section	0.5		
硬质/柔性导线 Solid/ flexible [mm²]	0.5		
材料 Material			
绝缘材料 Insulation Material	PA66		
阻燃等级 Imflammability	UL94V-0		
导体材料 Contactor Material	铜合金 Copper alloy		
导体表面镀层 Contactive Coating	镀锡 Tin Plated		
一般参数 Other Data			
间距 Pitch [mm]	2.54		
极数 Poles [P]	01-24		
剥线长度 Stripping Length [mm]	11.0		
螺丝 Screw/扭矩 Torque(Max) [N.m]	-		
工作温度 Operating temperatur [°C]	-40~+105		
引针尺寸 Pin Dimensions [mm]	3.50		
PCB板孔径 PCB Hole Diameter [mm]	1.20		

DES.	LQQ	DATE	21.09.18
CHK.	BY	DATE	21.09.18
APP.	CLF	DATE	21.09.18

单位 / UNITS	mm	尺寸 / SIZE	A4	比例 / SCALE	1:1
慈溪市科发电子有限公司 CIXI KEFA ELECTRONIC CO., LTD					

第三视角 / THIRD ANGLE PROJECTION		版本 / REV	A
		名称 / TITLE	KF141R-2.54